
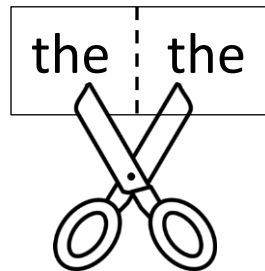


Sight Word Go Fish



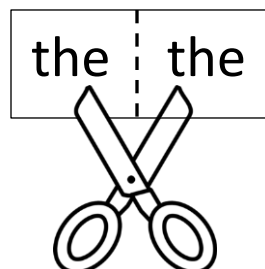
1. Take an index card. Choose a sight word that your child needs to practice. Write the sight word with pencil, colored pencil, or pen (anything that won't show through to the other side) twice on the blank side of the index card.
2. Repeat 11 times.
3. Cut the index cards in half so you have 12 pairs of sight words.
4. Play Go Fish or Memory!




Sight Word Go Fish



1. Take an index card. Choose a sight word that your child needs to practice. Write the sight word with pencil, colored pencil, or pen (anything that won't show through to the other side) twice on the blank side of the index card.
2. Repeat 11 times.
3. Cut the index cards in half so you have 12 pairs of sight words.
4. Play Go Fish or Memory!





Rules for Go Fish:



- Deal five cards to each player (a group of 2- 4 people). The remaining cards are spread out and placed face down between the players. Players hold their cards so they are able to see them, but no one else can.
- Before starting the game, all of the players put any pairs they happen to have in their hand down and earn a point for each pair.
- Starting with the youngest player and moving clockwise, the player asks one of their opponents "Do you have the word ____" The card requested should be one the player has in their hand.
- If the opponent has the card, they must give it to the player who earns a point for making a match. If the opponent does not have the card they say "Go Fish!"
- The player must then pick a single card from the face down pile of cards. If they make a pair, they place it down and earn a point.
- If a player runs out of cards, they pick up five from the pile.
- The game is over when there are no more cards. The person with the most matches wins!

Rules for Memory:

- Mix up the cards.
- Lay them in rows, face down.
- Turn over any two cards.
- If the two cards match, keep them.
- If they don't match, turn them back over.
- Remember what was on each card and where it was.
- Watch and remember during the other player's turn.
- The game is over when all the cards have been matched.
- The player with the most matches wins.



Other Sight/Spelling Word Practice Ideas:

- Tape several word cards on a frequently used door. Each time your child opens the door, they must read each sight word before entering.
- Play hide and seek with the sight word cards.
- Place a baggie in your car of the week's spelling and/or sight words. Have your child practice reading and spelling them on car rides.
- Make a path of word cards on the floor. Have your child walk the path to read and spell each sight word.
- Make the words with ABC pasta and read them.
- Type the words into a word document on the computer.
- Flashlight words: before bedtime, turn off the lights, turn on a flashlight, and read the words in the dark.
- Find the letters in old newspapers or magazines and build the words.
- Write the words on post-it notes and stick them around the house.
- Play hangman.
- Make the words using play dough or stamps.